

Job Name:

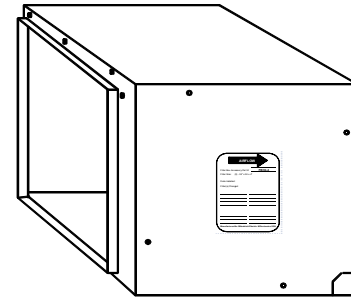
Schedule Reference:

Date:

**GENERAL FEATURES**

- Filter box includes 4" thick pleated MERV 13 filter(s) installed  
 Rated MERV 13 when tested in accordance with ANSI/ASHRAE 52.2 Standard  
 Rated Class 2 under U.L. Standard 900
- Cabinet is constructed of non-insulated 20 gauge G-60 galvanized steel
- Knurled thumb screws on access door allows easy filter replacement
- Foam gasket provides air-tight connection to indoor unit and access door
- Gasket material complies with UL 723 requirements
- Screw-through cabinet design for secure attachment to indoor unit
- Return connection in rear easily field converted to bottom
- Filter access door includes area to record maintenance schedule

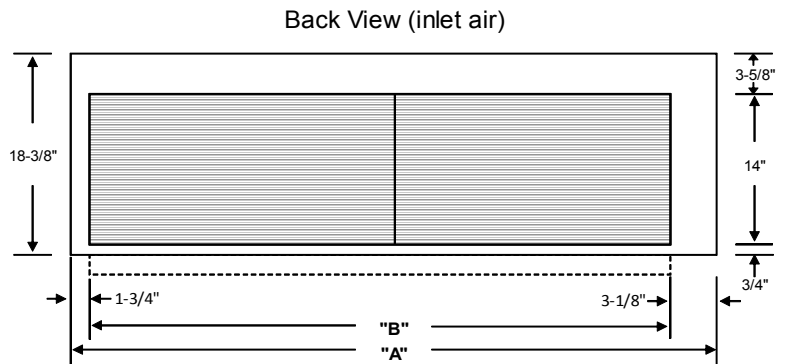
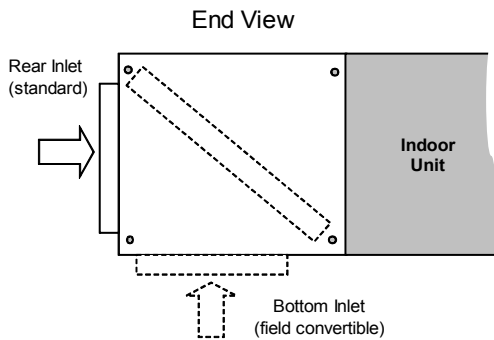
**Meets LEED  
 requirement  
 of MERV 13**



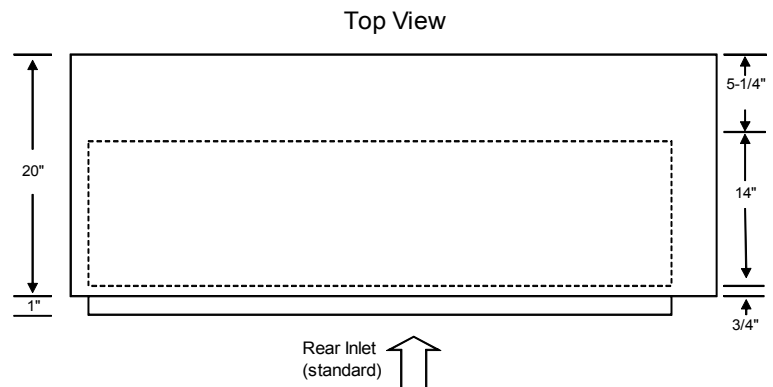
**SPECIFICATIONS**

Part Number	Used on CITY MULTI Models	Filters Included	Ship Weight lbs.	Net Weight lbs.
FBH4-4	PEFY-P72, P96NMHSU-E	(2) - 24" x 24" x 4" MERV 13	44	40

**EXTERNAL DIMENSIONS**

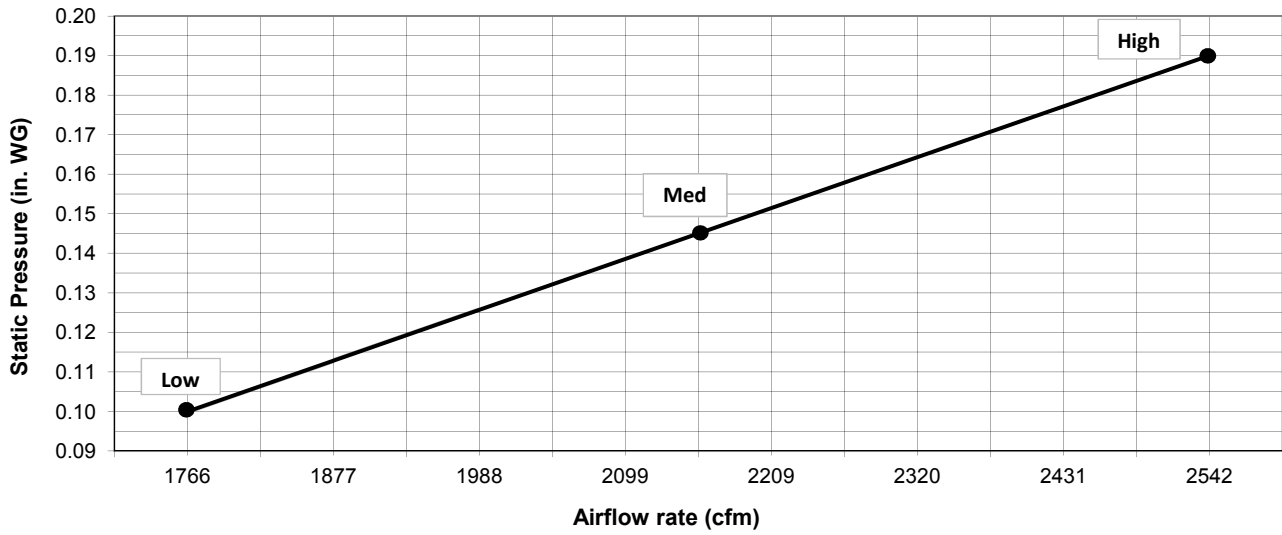


Model	"A"	"B"
FBH4-4	49-3/8"	44-1/2"

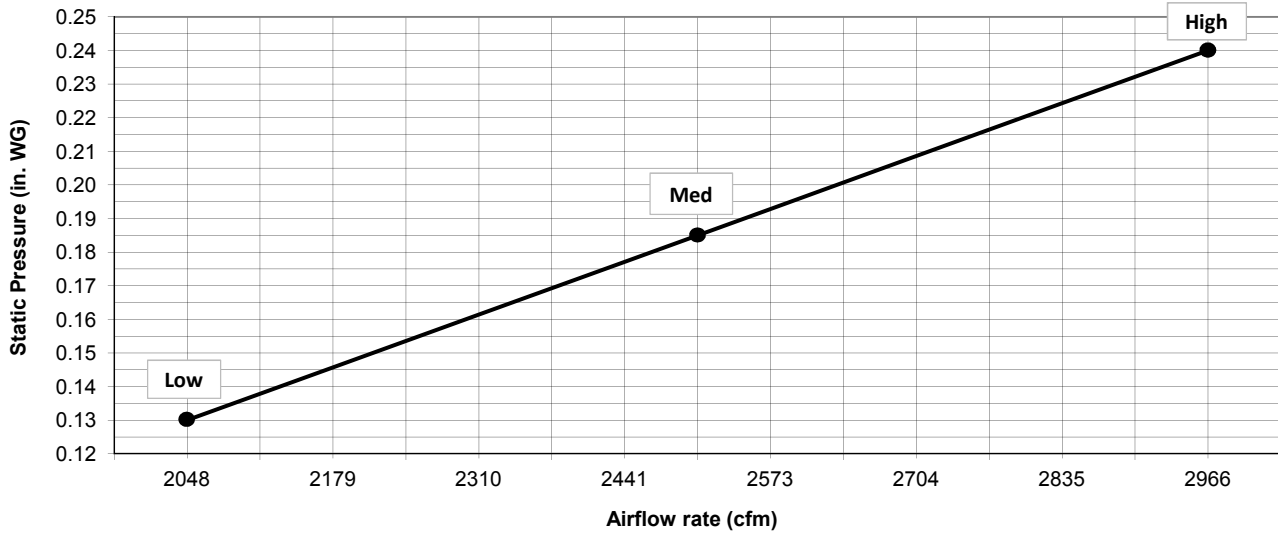


# Initial Filter Pressure Drop with 4" MERV 13 Filter(s) Installed

## Indoor Unit PEFY-P72NMHSU-E



## Indoor Unit PEFY-P96NMHSU-E



Manufactured for MITSUBISHI ELECTRIC US, INC.  
1340 Satellite Boulevard  
Suwanee, GA 30024  
Tele: 678-376-2900 • Fax: 800-889-9904  
Toll Free: 800-433-4822  
www.mehvac.com